




Single Assessment Institution-Level Pass Rate Data: *Traditional Teacher Preparation Program Within IHE*

		HEOA - Title II 2015 - 2016 Academic Year						
Institution Name		SETON HILL UNIVERSITY						
Institution Code		2812						
State		Pennsylvania						
							State	
Assessment Information ¹	Group	Number Taking Assessment	Number Passing Assessment	Institutional Pass Rate	Institutional Average Scaled Score	Assessment Cut Score ²	Number Taking Assessment	Number Passing Assessment
AGRICULTURE (PA) (DISCONTINUED) (0780) Test Company: ETS Score Range: 250-990	All enrolled students who have completed all nonclinical courses, 2015-16							
	Other enrolled students, 2015-16							
	All program completers, 2015-16							
	All program completers, 2014-15						1	
	All program completers, 2013-14						14	14
AGRICULTURE (5701) Test Company: ETS Score Range: 100-200	All enrolled students who have completed all nonclinical courses, 2015-16						1	
	Other enrolled students, 2015-16							
	All program completers, 2015-16						13	13
	All program completers, 2014-15						14	14
	All program completers, 2013-14						1	
ART CONTENT KNOWLEDGE (DISCONTINUED) (0133) Test Company: ETS Score Range: 100-200	All enrolled students who have completed all nonclinical courses, 2015-16							
	Other enrolled students, 2015-16							
	All program completers, 2015-16							
	All program completers, 2014-15						1	
	All program completers, 2013-14						13	12
ART CONTENT KNOWLEDGE (5134) Test Company: ETS Score Range: 100-200	All enrolled students who have completed all nonclinical courses, 2015-16						15	13
	Other enrolled students, 2015-16						33	27
	All program completers, 2015-16	2				158	97	81
	All program completers, 2014-15	2				158	149	141
	All program completers, 2013-14	1				158	197	182


Single Assessment Institution-Level Pass Rate Data: Traditional Teacher Preparation Program Within IHE

		HEOA - Title II 2015 - 2016 Academic Year						
Institution Name		SETON HILL UNIVERSITY						
Institution Code		2812						
State		Pennsylvania						
								State
Assessment Information ¹	Group	Number Taking Assessment	Number Passing Assessment	Institutional Pass Rate	Institutional Average Scaled Score	Assessment Cut Score ²	Number Taking Assessment	Number Passing Assessment
BIOLOGY CONTENT KNOWLEDGE (0235) Test Company: ETS Score Range: 100-200	All enrolled students who have completed all nonclinical courses, 2015-16						13	13
	Other enrolled students, 2015-16						31	29
	All program completers, 2015-16						93	92
	All program completers, 2014-15						96	95
	All program completers, 2013-14						118	118
BUSINESS ED CONTENT KNOWLEDGE (5101) Test Company: ETS Score Range: 100-200	All enrolled students who have completed all nonclinical courses, 2015-16						3	
	Other enrolled students, 2015-16						8	
	All program completers, 2015-16						13	12
	All program completers, 2014-15	1				154	21	21
	All program completers, 2013-14						25	25
BUSINESS ED (0100) Test Company: ETS Score Range: 250-990	All enrolled students who have completed all nonclinical courses, 2015-16							
	Other enrolled students, 2015-16							
	All program completers, 2015-16							
	All program completers, 2014-15							
	All program completers, 2013-14						1	
CHEMISTRY CONTENT KNOWLEDGE (0245) Test Company: ETS Score Range: 100-200	All enrolled students who have completed all nonclinical courses, 2015-16						7	
	Other enrolled students, 2015-16						12	9
	All program completers, 2015-16						35	30
	All program completers, 2014-15						38	33
	All program completers, 2013-14						39	37


Single Assessment Institution-Level Pass Rate Data: *Traditional Teacher Preparation Program Within IHE*

		HEOA - Title II 2015 - 2016 Academic Year						
Institution Name		SETON HILL UNIVERSITY						
Institution Code		2812						
State		Pennsylvania						
								State
Assessment Information ¹	Group	Number Taking Assessment	Number Passing Assessment	Institutional Pass Rate	Institutional Average Scaled Score	Assessment Cut Score ²	Number Taking Assessment	Number Passing Assessment
CHINESE (MANDARIN) WORLD LANGUAGE (5665) Test Company: ETS Score Range: 100-200	All enrolled students who have completed all nonclinical courses, 2015-16							
	Other enrolled students, 2015-16							
	All program completers, 2015-16							
	All program completers, 2014-15						2	
	All program completers, 2013-14							
CITIZENSHIP ED CONTENT KNOWLEDGE (5087) Test Company: ETS Score Range: 100-200	All enrolled students who have completed all nonclinical courses, 2015-16						2	
	Other enrolled students, 2015-16						1	
	All program completers, 2015-16						13	12
	All program completers, 2014-15						34	32
	All program completers, 2013-14						40	37
COMMUNICATION (DISCONTINUED) (0800) Test Company: ETS Score Range: 250-990	All enrolled students who have completed all nonclinical courses, 2015-16							
	Other enrolled students, 2015-16							
	All program completers, 2015-16							
	All program completers, 2014-15						4	
	All program completers, 2013-14						42	40
COOPERATIVE EDUCATION (0811) Test Company: ETS Score Range: 100-200	All enrolled students who have completed all nonclinical courses, 2015-16							
	Other enrolled students, 2015-16							
	All program completers, 2015-16						1	
	All program completers, 2014-15						1	
	All program completers, 2013-14							


Single Assessment Institution-Level Pass Rate Data: Traditional Teacher Preparation Program Within IHE

		HEOA - Title II 2015 - 2016 Academic Year						
Institution Name		SETON HILL UNIVERSITY						
Institution Code		2812						
State		Pennsylvania						
								State
Assessment Information ¹	Group	Number Taking Assessment	Number Passing Assessment	Institutional Pass Rate	Institutional Average Scaled Score	Assessment Cut Score ²	Number Taking Assessment	Number Passing Assessment
CORE ACADEMIC SKILLS FOR ED: MATH (5732) Test Company: ETS Score Range: 100-200	All enrolled students who have completed all nonclinical courses, 2015-16						349	322
	Other enrolled students, 2015-16						1812	1587
	All program completers, 2015-16	2				142	520	449
	All program completers, 2014-15						124	90
	All program completers, 2013-14						26	14
CORE ACADEMIC SKILLS FOR ED: READING (5712) Test Company: ETS Score Range: 100-200	All enrolled students who have completed all nonclinical courses, 2015-16						350	332
	Other enrolled students, 2015-16						1821	1681
	All program completers, 2015-16	2				156	516	491
	All program completers, 2014-15						125	118
	All program completers, 2013-14						28	25
CORE ACADEMIC SKILLS FOR ED: WRITING (5722) Test Company: ETS Score Range: 100-200	All enrolled students who have completed all nonclinical courses, 2015-16						345	283
	Other enrolled students, 2015-16						1793	1401
	All program completers, 2015-16	2				162	510	424
	All program completers, 2014-15						125	108
	All program completers, 2013-14						27	20
EARTH AND SPACE SCIENCES - CK (5571) Test Company: ETS Score Range: 100-200	All enrolled students who have completed all nonclinical courses, 2015-16						1	
	Other enrolled students, 2015-16						8	
	All program completers, 2015-16						23	17
	All program completers, 2014-15						12	11
	All program completers, 2013-14						25	19


Single Assessment Institution-Level Pass Rate Data: Traditional Teacher Preparation Program Within IHE

		HEOA - Title II 2015 - 2016 Academic Year						
Institution Name		SETON HILL UNIVERSITY						
Institution Code		2812						
State		Pennsylvania						
								State
Assessment Information ¹	Group	Number Taking Assessment	Number Passing Assessment	Institutional Pass Rate	Institutional Average Scaled Score	Assessment Cut Score ²	Number Taking Assessment	Number Passing Assessment
ED OF DEAF AND HARD OF HEARING (DISCONTINUED) (0271) Test Company: ETS Score Range: 100-200	All enrolled students who have completed all nonclinical courses, 2015-16							
	Other enrolled students, 2015-16							
	All program completers, 2015-16							
	All program completers, 2014-15							
	All program completers, 2013-14						1	
ED OF DEAF AND HARD OF HEARING (5272) Test Company: ETS Score Range: 100-200	All enrolled students who have completed all nonclinical courses, 2015-16							
	Other enrolled students, 2015-16						2	
	All program completers, 2015-16						4	
	All program completers, 2014-15						8	
	All program completers, 2013-14						8	
ED OF EXCEPTIONAL STUDENTS CORE CK(DISCONTINUED) (0353) Test Company: ETS Score Range: 100-200	All enrolled students who have completed all nonclinical courses, 2015-16							
	Other enrolled students, 2015-16							
	All program completers, 2015-16							
	All program completers, 2014-15							
	All program completers, 2013-14						14	14
ELEM ED CURR INSTRUC ASSESSMENT (DISC) (0011) Test Company: ETS Score Range: 100-200	All enrolled students who have completed all nonclinical courses, 2015-16							
	Other enrolled students, 2015-16						8	
	All program completers, 2015-16						46	44
	All program completers, 2014-15						4	
	All program completers, 2013-14						85	69


Single Assessment Institution-Level Pass Rate Data: *Traditional Teacher Preparation Program Within IHE*

		HEOA - Title II 2015 - 2016 Academic Year						
Institution Name		SETON HILL UNIVERSITY						
Institution Code		2812						
State		Pennsylvania						
								State
Assessment Information ¹	Group	Number Taking Assessment	Number Passing Assessment	Institutional Pass Rate	Institutional Average Scaled Score	Assessment Cut Score ²	Number Taking Assessment	Number Passing Assessment
ENG LANG LIT COMP CONTENT KNOWLEDGE (DISC) (0041) Test Company: ETS Score Range: 100-200	All enrolled students who have completed all nonclinical courses, 2015-16						2	
	Other enrolled students, 2015-16						2	
	All program completers, 2015-16						16	16
	All program completers, 2014-15						29	28
	All program completers, 2013-14	4				160	250	242
ENGLISH LANGUAGE ARTS: CK (5038) Test Company: ETS Score Range: 100-200	All enrolled students who have completed all nonclinical courses, 2015-16						48	42
	Other enrolled students, 2015-16						111	97
	All program completers, 2015-16	3				167	358	340
	All program completers, 2014-15	1				167	379	372
	All program completers, 2013-14						314	307
ENVIRONMENTAL EDUCATION (0831) Test Company: ETS Score Range: 100-200	All enrolled students who have completed all nonclinical courses, 2015-16							
	Other enrolled students, 2015-16						2	
	All program completers, 2015-16						5	
	All program completers, 2014-15						5	
	All program completers, 2013-14						4	
FAMILY AND CONSUMER SCIENCES (DISCONTINUED 2) (5121) Test Company: ETS Score Range: 100-200	All enrolled students who have completed all nonclinical courses, 2015-16							
	Other enrolled students, 2015-16						1	
	All program completers, 2015-16						1	
	All program completers, 2014-15	2				162	15	14
	All program completers, 2013-14	1				162	20	20


Single Assessment Institution-Level Pass Rate Data: *Traditional Teacher Preparation Program Within IHE*

		HEOA - Title II 2015 - 2016 Academic Year						
Institution Name		SETON HILL UNIVERSITY						
Institution Code		2812						
State		Pennsylvania						
								State
Assessment Information ¹	Group	Number Taking Assessment	Number Passing Assessment	Institutional Pass Rate	Institutional Average Scaled Score	Assessment Cut Score ²	Number Taking Assessment	Number Passing Assessment
FAMILY AND CONSUMER SCIENCES (5122) Test Company: ETS Score Range: 100-200	All enrolled students who have completed all nonclinical courses, 2015-16						2	
	Other enrolled students, 2015-16						4	
	All program completers, 2015-16						7	
	All program completers, 2014-15						1	
	All program completers, 2013-14							
FRENCH WORLD LANGUAGE (5174) Test Company: ETS Score Range: 100-200	All enrolled students who have completed all nonclinical courses, 2015-16							
	Other enrolled students, 2015-16						4	
	All program completers, 2015-16						12	7
	All program completers, 2014-15						7	
	All program completers, 2013-14						12	7
FUNDAMENTAL SUBJECTS (5511) Test Company: ETS Score Range: 100-200	All enrolled students who have completed all nonclinical courses, 2015-16						112	109
	Other enrolled students, 2015-16						181	176
	All program completers, 2015-16	7				150	832	817
	All program completers, 2014-15	12	11	92%	173	150	1100	1083
	All program completers, 2013-14	5				150	1731	1697
GENERAL SCI CONTENT KNOWLEDGE (0435) Test Company: ETS Score Range: 100-200	All enrolled students who have completed all nonclinical courses, 2015-16						2	
	Other enrolled students, 2015-16						3	
	All program completers, 2015-16						15	15
	All program completers, 2014-15						19	19
	All program completers, 2013-14						17	15


Single Assessment Institution-Level Pass Rate Data: Traditional Teacher Preparation Program Within IHE

		HEOA - Title II 2015 - 2016 Academic Year						
Institution Name		SETON HILL UNIVERSITY						
Institution Code		2812						
State		Pennsylvania						
								State
Assessment Information ¹	Group	Number Taking Assessment	Number Passing Assessment	Institutional Pass Rate	Institutional Average Scaled Score	Assessment Cut Score ²	Number Taking Assessment	Number Passing Assessment
GERMAN WORLD LANGUAGE (5183) Test Company: ETS Score Range: 100-200	All enrolled students who have completed all nonclinical courses, 2015-16							
	Other enrolled students, 2015-16							
	All program completers, 2015-16						2	
	All program completers, 2014-15						6	
	All program completers, 2013-14						2	
HEALTH AND PE (DISC) (5856) Test Company: ETS Score Range: 100-200	All enrolled students who have completed all nonclinical courses, 2015-16							
	Other enrolled students, 2015-16							
	All program completers, 2015-16							
	All program completers, 2014-15						68	68
	All program completers, 2013-14						310	309
HEALTH AND PE (5857) Test Company: ETS Score Range: 100-200	All enrolled students who have completed all nonclinical courses, 2015-16						20	19
	Other enrolled students, 2015-16						12	9
	All program completers, 2015-16						140	132
	All program completers, 2014-15						85	78
	All program completers, 2013-14						1	
HEALTH EDUCATION (DISCONTINUED) (5550) Test Company: ETS Score Range: 250-990	All enrolled students who have completed all nonclinical courses, 2015-16							
	Other enrolled students, 2015-16							
	All program completers, 2015-16							
	All program completers, 2014-15							
	All program completers, 2013-14						18	18


Single Assessment Institution-Level Pass Rate Data: *Traditional Teacher Preparation Program Within IHE*

		HEOA - Title II 2015 - 2016 Academic Year						
Institution Name		SETON HILL UNIVERSITY						
Institution Code		2812						
State		Pennsylvania						
								State
Assessment Information ¹	Group	Number Taking Assessment	Number Passing Assessment	Institutional Pass Rate	Institutional Average Scaled Score	Assessment Cut Score ²	Number Taking Assessment	Number Passing Assessment
HEALTH EDUCATION (5551) Test Company: ETS Score Range: 100-200	All enrolled students who have completed all nonclinical courses, 2015-16						5	
	Other enrolled students, 2015-16							
	All program completers, 2015-16						23	20
	All program completers, 2014-15						24	22
	All program completers, 2013-14						30	27
LATIN (DISCONTINUED) (0600) Test Company: ETS Score Range: 250-990	All enrolled students who have completed all nonclinical courses, 2015-16							
	Other enrolled students, 2015-16							
	All program completers, 2015-16							
	All program completers, 2014-15						1	
	All program completers, 2013-14							
LATIN (5601) Test Company: ETS Score Range: 100-200	All enrolled students who have completed all nonclinical courses, 2015-16							
	Other enrolled students, 2015-16						1	
	All program completers, 2015-16						1	
	All program completers, 2014-15						2	
	All program completers, 2013-14						3	
MATHEMATICS CONTENT KNOWLEDGE (DISC) (0061) Test Company: ETS Score Range: 100-200	All enrolled students who have completed all nonclinical courses, 2015-16							
	Other enrolled students, 2015-16						5	
	All program completers, 2015-16						8	
	All program completers, 2014-15	1				136	20	18
	All program completers, 2013-14	1				136	180	169


Single Assessment Institution-Level Pass Rate Data: *Traditional Teacher Preparation Program Within IHE*

		HEOA - Title II 2015 - 2016 Academic Year						
Institution Name		SETON HILL UNIVERSITY						
Institution Code		2812						
State		Pennsylvania						
								State
Assessment Information ¹	Group	Number Taking Assessment	Number Passing Assessment	Institutional Pass Rate	Institutional Average Scaled Score	Assessment Cut Score ²	Number Taking Assessment	Number Passing Assessment
MATHEMATICS CONTENT KNOWLEDGE (5161) Test Company: ETS Score Range: 100-200	All enrolled students who have completed all nonclinical courses, 2015-16						39	26
	Other enrolled students, 2015-16						67	39
	All program completers, 2015-16						254	192
	All program completers, 2014-15						269	210
	All program completers, 2013-14						153	133
MUSIC CONTENT KNOWLEDGE (0113) Test Company: ETS Score Range: 100-200	All enrolled students who have completed all nonclinical courses, 2015-16						30	29
	Other enrolled students, 2015-16						72	65
	All program completers, 2015-16	4				158	287	280
	All program completers, 2014-15	6				158	326	319
	All program completers, 2013-14	3				158	349	338
PA 4-8 CORE SUBJ CONC ENG LANG ARTS (5156) Test Company: ETS Score Range: 100-200	All enrolled students who have completed all nonclinical courses, 2015-16						21	18
	Other enrolled students, 2015-16						28	24
	All program completers, 2015-16						74	66
	All program completers, 2014-15	1				156	95	85
	All program completers, 2013-14						109	98
PA 4-8 CORE SUBJ CONC MATHEMATICS (5158) Test Company: ETS Score Range: 100-200	All enrolled students who have completed all nonclinical courses, 2015-16						37	24
	Other enrolled students, 2015-16						39	25
	All program completers, 2015-16						143	114
	All program completers, 2014-15						151	113
	All program completers, 2013-14						157	120


Single Assessment Institution-Level Pass Rate Data: *Traditional Teacher Preparation Program Within IHE*

		HEOA - Title II 2015 - 2016 Academic Year						
Institution Name		SETON HILL UNIVERSITY						
Institution Code		2812						
State		Pennsylvania						
								State
Assessment Information ¹	Group	Number Taking Assessment	Number Passing Assessment	Institutional Pass Rate	Institutional Average Scaled Score	Assessment Cut Score ²	Number Taking Assessment	Number Passing Assessment
PA 4-8 CORE SUBJ CONC SCIENCE (5159) Test Company: ETS Score Range: 100-200	All enrolled students who have completed all nonclinical courses, 2015-16						18	14
	Other enrolled students, 2015-16						19	15
	All program completers, 2015-16	1				156	108	92
	All program completers, 2014-15						113	101
	All program completers, 2013-14						149	128
PA 4-8 CORE SUBJ CONC SOCIAL STUDIES (5157) Test Company: ETS Score Range: 100-200	All enrolled students who have completed all nonclinical courses, 2015-16						12	10
	Other enrolled students, 2015-16						14	14
	All program completers, 2015-16						52	41
	All program completers, 2014-15						66	63
	All program completers, 2013-14						68	62
PA 4-8 CORE SUBTEST ENG LANG ARTS SOC STUDIES (5154) Test Company: ETS Score Range: 100-200	All enrolled students who have completed all nonclinical courses, 2015-16						89	64
	Other enrolled students, 2015-16						100	70
	All program completers, 2015-16	1				152	383	320
	All program completers, 2014-15	1				152	430	372
	All program completers, 2013-14						485	421
PA 4-8 CORE SUBTEST MATH AND SCIENCE (5155) Test Company: ETS Score Range: 100-200	All enrolled students who have completed all nonclinical courses, 2015-16						89	59
	Other enrolled students, 2015-16						101	70
	All program completers, 2015-16	1				164	383	309
	All program completers, 2014-15	1				164	430	352
	All program completers, 2013-14						485	415


Single Assessment Institution-Level Pass Rate Data: *Traditional Teacher Preparation Program Within IHE*

		HEOA - Title II 2015 - 2016 Academic Year						
Institution Name	SETON HILL UNIVERSITY							
Institution Code	2812							
State	Pennsylvania							
							State	
Assessment Information ¹	Group	Number Taking Assessment	Number Passing Assessment	Institutional Pass Rate	Institutional Average Scaled Score	Assessment Cut Score ²	Number Taking Assessment	Number Passing Assessment
PA 4-8 CORE SUBTEST PEDAGOGY (5153) Test Company: ETS Score Range: 100-200	All enrolled students who have completed all nonclinical courses, 2015-16						89	84
	Other enrolled students, 2015-16						103	94
	All program completers, 2015-16	1				162	384	372
	All program completers, 2014-15	1				162	432	424
	All program completers, 2013-14						485	479
PHYSICS CONTENT KNOWLEDGE (5265) Test Company: ETS Score Range: 100-200	All enrolled students who have completed all nonclinical courses, 2015-16							
	Other enrolled students, 2015-16						4	
	All program completers, 2015-16						20	18
	All program completers, 2014-15						23	21
	All program completers, 2013-14						24	21
PRAXIS I MATHEMATICS (DISCONTINUED) (0730) Test Company: ETS Score Range: 150-190	All enrolled students who have completed all nonclinical courses, 2015-16						46	36
	Other enrolled students, 2015-16						179	137
	All program completers, 2015-16	3				173	406	385
	All program completers, 2014-15	7				173	2191	2144
	All program completers, 2013-14	16	16	100%	181	173	5624	5545
PRAXIS I READING (DISCONTINUED) (0710) Test Company: ETS Score Range: 150-190	All enrolled students who have completed all nonclinical courses, 2015-16						49	45
	Other enrolled students, 2015-16						177	151
	All program completers, 2015-16	3				172	407	391
	All program completers, 2014-15	7				172	2187	2148
	All program completers, 2013-14	16	16	100%	178	172	5602	5559


Single Assessment Institution-Level Pass Rate Data: *Traditional Teacher Preparation Program Within IHE*

		HEOA - Title II 2015 - 2016 Academic Year						
Institution Name		SETON HILL UNIVERSITY						
Institution Code		2812						
State		Pennsylvania						
								State
Assessment Information ¹	Group	Number Taking Assessment	Number Passing Assessment	Institutional Pass Rate	Institutional Average Scaled Score	Assessment Cut Score ²	Number Taking Assessment	Number Passing Assessment
PRAXIS I WRITING (DISCONTINUED) (0720) Test Company: ETS Score Range: 150-190	All enrolled students who have completed all nonclinical courses, 2015-16						47	43
	Other enrolled students, 2015-16						174	144
	All program completers, 2015-16	3				173	410	390
	All program completers, 2014-15	7				173	2187	2144
	All program completers, 2013-14	16	16	100%	177	173	5608	5558
READING SPECIALIST II (5301) Test Company: ETS Score Range: 100-200	All enrolled students who have completed all nonclinical courses, 2015-16							
	Other enrolled students, 2015-16						1	
	All program completers, 2015-16						20	18
	All program completers, 2014-15						27	24
SE CORE KNOWLEDGE & APPLICATIONS (5354) Test Company: ETS Score Range: 100-200	All enrolled students who have completed all nonclinical courses, 2015-16						2	
	Other enrolled students, 2015-16						1	
	All program completers, 2015-16						2	
	All program completers, 2014-15							
	All program completers, 2013-14							
SE TEACHING SPCH TO STU W LANG IMPAIRMENT (5881) Test Company: ETS Score Range: 100-200	All enrolled students who have completed all nonclinical courses, 2015-16							
	Other enrolled students, 2015-16							
	All program completers, 2015-16							
	All program completers, 2014-15							
	All program completers, 2013-14						19	16


Single Assessment Institution-Level Pass Rate Data: *Traditional Teacher Preparation Program Within IHE*

		HEOA - Title II 2015 - 2016 Academic Year						
Institution Name	SETON HILL UNIVERSITY							
Institution Code	2812							
State	Pennsylvania							
								State
Assessment Information ¹	Group	Number Taking Assessment	Number Passing Assessment	Institutional Pass Rate	Institutional Average Scaled Score	Assessment Cut Score ²	Number Taking Assessment	Number Passing Assessment
SE TEACHING STU WVISUAL IMPAIRMENT (5282) Test Company: ETS Score Range: 100-200	All enrolled students who have completed all nonclinical courses, 2015-16							
	Other enrolled students, 2015-16						6	
	All program completers, 2015-16						7	
	All program completers, 2014-15						7	
	All program completers, 2013-14						2	
SOCIAL SCIENCES: CK (DISCONTINUED) (0951) Test Company: ETS Score Range: 100-200	All enrolled students who have completed all nonclinical courses, 2015-16							
	Other enrolled students, 2015-16							
	All program completers, 2015-16							
	All program completers, 2014-15							
	All program completers, 2013-14						1	
SOCIAL STUDIES CONTENT KNOWLEDGE (0081) Test Company: ETS Score Range: 100-200	All enrolled students who have completed all nonclinical courses, 2015-16						49	36
	Other enrolled students, 2015-16						116	103
	All program completers, 2015-16	1				157	379	342
	All program completers, 2014-15	1				157	429	388
	All program completers, 2013-14	2				157	625	558
SPANISH CONTENT KNOWLEDGE (0191) Test Company: ETS Score Range: 100-200	All enrolled students who have completed all nonclinical courses, 2015-16							
	Other enrolled students, 2015-16							
	All program completers, 2015-16							
	All program completers, 2014-15							
	All program completers, 2013-14						2	


Single Assessment Institution-Level Pass Rate Data: *Traditional Teacher Preparation Program Within IHE*

		HEOA - Title II 2015 - 2016 Academic Year						
Institution Name		SETON HILL UNIVERSITY						
Institution Code		2812						
State		Pennsylvania						
								State
Assessment Information ¹	Group	Number Taking Assessment	Number Passing Assessment	Institutional Pass Rate	Institutional Average Scaled Score	Assessment Cut Score ²	Number Taking Assessment	Number Passing Assessment
SPANISH WORLD LANGUAGE (5195) Test Company: ETS Score Range: 100-200	All enrolled students who have completed all nonclinical courses, 2015-16						5	
	Other enrolled students, 2015-16						7	
	All program completers, 2015-16	1				168	25	15
	All program completers, 2014-15						48	28
	All program completers, 2013-14						67	38
SPEECH LANGUAGE PATHOLOGY (DISC) (5330) Test Company: ETS Score Range: 250-990	All enrolled students who have completed all nonclinical courses, 2015-16							
	Other enrolled students, 2015-16							
	All program completers, 2015-16							
	All program completers, 2014-15						4	
	All program completers, 2013-14						199	199
SPEECH LANGUAGE PATHOLOGY (5331) Test Company: ETS Score Range: 100-200	All enrolled students who have completed all nonclinical courses, 2015-16							
	Other enrolled students, 2015-16						7	
	All program completers, 2015-16						96	95
	All program completers, 2014-15						109	108
	All program completers, 2013-14						1	
TECHNOLOGY EDUCATION (5051) Test Company: ETS Score Range: 100-200	All enrolled students who have completed all nonclinical courses, 2015-16						9	
	Other enrolled students, 2015-16						4	
	All program completers, 2015-16						20	20
	All program completers, 2014-15						36	36
	All program completers, 2013-14						39	39


Single Assessment Institution-Level Pass Rate Data: *Traditional Teacher Preparation Program Within IHE*

		HEOA - Title II 2015 - 2016 Academic Year						
Institution Name		SETON HILL UNIVERSITY						
Institution Code		2812						
State		Pennsylvania						
								State
Assessment Information ¹	Group	Number Taking Assessment	Number Passing Assessment	Institutional Pass Rate	Institutional Average Scaled Score	Assessment Cut Score ²	Number Taking Assessment	Number Passing Assessment
PAPA - MODULE 1 READING (ESP0001) Test Company: E.S. Pearson* Score Range: 100-300	All enrolled students who have completed all nonclinical courses, 2015-16						621	580
	Other enrolled students, 2015-16						2196	1917
	All program completers, 2015-16	23	23	100%	239	220	2745	2597
	All program completers, 2014-15	23	22	96%	229	220	2541	2457
	All program completers, 2013-14	5				220	753	711
PAPA - MODULE 2 MATH (ESP0002) Test Company: E.S. Pearson* Score Range: 100-300	All enrolled students who have completed all nonclinical courses, 2015-16						621	584
	Other enrolled students, 2015-16						2198	1937
	All program completers, 2015-16	23	23	100%	233	197	2740	2626
	All program completers, 2014-15	23	21	91%	229	220	2538	2413
	All program completers, 2013-14	5				220	753	696
PAPA - MODULE 3 WRITING (ESP0003) Test Company: E.S. Pearson* Score Range: 100-300	All enrolled students who have completed all nonclinical courses, 2015-16						619	587
	Other enrolled students, 2015-16						2183	1890
	All program completers, 2015-16	23	23	100%	242	220	2742	2607
	All program completers, 2014-15	24	23	96%	240	220	2538	2445
	All program completers, 2013-14	5				220	753	714
PECT PREK-4 - MODULE 1 (ESP0006) Test Company: E.S. Pearson* Score Range: 100-300	All enrolled students who have completed all nonclinical courses, 2015-16						475	411
	Other enrolled students, 2015-16						650	542
	All program completers, 2015-16	23	20	87%	217	197	2579	2317
	All program completers, 2014-15	21	19	90%	222	197	2667	2424
	All program completers, 2013-14	7				197	2530	2396

Single Assessment Institution-Level Pass Rate Data: *Traditional Teacher Preparation Program Within IHE*

		HEOA - Title II 2015 - 2016 Academic Year							
Institution Name		SETON HILL UNIVERSITY							
Institution Code		2812							
State		Pennsylvania							
							State		
Assessment Information ¹		Group	Number Taking Assessment	Number Passing Assessment	Institutional Pass Rate	Institutional Average Scaled Score	Assessment Cut Score ²	Number Taking Assessment	Number Passing Assessment
PECT PREK-4 - MODULE 2 (ESP0007) Test Company: E.S. Pearson* Score Range: 100-300	All enrolled students who have completed all nonclinical courses, 2015-16							446	345
	Other enrolled students, 2015-16							594	446
	All program completers, 2015-16		22	17	77%	215	193	2554	2118
	All program completers, 2014-15		20	17	85%	215	193	2654	2300
	All program completers, 2013-14		7				193	2516	2319
PECT PREK-4 - MODULE 3 (ESP0008) Test Company: E.S. Pearson* Score Range: 100-300	All enrolled students who have completed all nonclinical courses, 2015-16							442	311
	Other enrolled students, 2015-16							597	409
	All program completers, 2015-16		22	16	73%	209	193	2535	1928
	All program completers, 2014-15		20	13	65%	206	193	2649	2070
	All program completers, 2013-14		7				193	2519	2236
PECT SPEC ED 7-12 - MODULE 1 (ESP0015) Test Company: E.S. Pearson* Score Range: 100-300	All enrolled students who have completed all nonclinical courses, 2015-16							7	
	Other enrolled students, 2015-16							3	
	All program completers, 2015-16							57	54
	All program completers, 2014-15							54	54
	All program completers, 2013-14							45	45
PECT SPEC ED 7-12 - MODULE 2 (ESP0016) Test Company: E.S. Pearson* Score Range: 100-300	All enrolled students who have completed all nonclinical courses, 2015-16							7	
	Other enrolled students, 2015-16							3	
	All program completers, 2015-16							57	56
	All program completers, 2014-15							54	53
	All program completers, 2013-14							45	45

Single Assessment Institution-Level Pass Rate Data: Traditional Teacher Preparation Program Within IHE

		HEOA - Title II 2015 - 2016 Academic Year						
Institution Name		SETON HILL UNIVERSITY						
Institution Code		2812						
State		Pennsylvania						
								State
Assessment Information ¹	Group	Number Taking Assessment	Number Passing Assessment	Institutional Pass Rate	Institutional Average Scaled Score	Assessment Cut Score ²	Number Taking Assessment	Number Passing Assessment
PECT SPEC ED PREK-8 - MODULE 1 (ESP0011) Test Company: E.S. Pearson* Score Range: 100-300	All enrolled students who have completed all nonclinical courses, 2015-16						234	174
	Other enrolled students, 2015-16						211	146
	All program completers, 2015-16	20	12	60%	219	220	1183	915
	All program completers, 2014-15	20	10	50%	216	220	1179	908
	All program completers, 2013-14	7				220	1125	868
PECT SPEC ED PREK-8 - MODULE 2 (ESP0012) Test Company: E.S. Pearson* Score Range: 100-300	All enrolled students who have completed all nonclinical courses, 2015-16						229	175
	Other enrolled students, 2015-16						204	137
	All program completers, 2015-16	19	11	58%	222	220	1172	879
	All program completers, 2014-15	20	12	60%	215	220	1169	864
	All program completers, 2013-14	7				220	1123	872
OPI ITALIAN (ACT1010) Test Company: ACTFL* Score Range: 1-10	All enrolled students who have completed all nonclinical courses, 2015-16							
	Other enrolled students, 2015-16							
	All program completers, 2015-16							
	All program completers, 2014-15							
	All program completers, 2013-14						2	
WPT ITALIAN (ACT2009) Test Company: ACTFL* Score Range: 1-10	All enrolled students who have completed all nonclinical courses, 2015-16							
	Other enrolled students, 2015-16							
	All program completers, 2015-16							
	All program completers, 2014-15							
	All program completers, 2013-14						2	

Note: In cases where there are less than ten students taking the assessment or license/certificate, the number passing and pass rate are not reported.

¹Tests with multiple delivery options (computer, paper, etc.) will be noted with the assessment code for one format only.

²Cut scores may vary for groups depending upon when the cut scores are established by the state and when each group completed their teacher certification or licensure assessment.

*Questions regarding tests listed by this testing company must be addressed to your state Title II Coordinator.

Single Assessment Institution-Level Pass Rate Data: *Traditional Teacher Preparation Program Within IHE*

April 6, 2017

wide	
Statewide Pass Rate	Statewide Average Scaled Score
100%	696
100%	170
100%	169
92%	173
87%	164
82%	169
84%	167
95%	169
92%	170

Single Assessment Institution-Level Pass Rate Data: *Traditional Teacher Preparation Program Within IHE*

April 6, 2017

wide	
Statewide Pass Rate	Statewide Average Scaled Score
100%	176
94%	167
99%	171
99%	170
100%	168
92%	170
100%	169
100%	174
75%	163
86%	166
87%	165
95%	169

Single Assessment Institution-Level Pass Rate Data: *Traditional Teacher Preparation Program Within IHE*

April 6, 2017

wide	
Statewide Pass Rate	Statewide Average Scaled Score
92%	166
94%	168
93%	164
95%	702

Single Assessment Institution-Level Pass Rate Data: *Traditional Teacher Preparation Program Within IHE*

April 6, 2017

wide	
Statewide Pass Rate	Statewide Average Scaled Score
92%	157
88%	156
86%	155
73%	160
54%	153
95%	173
92%	172
95%	173
94%	177
89%	175
82%	166
78%	166
83%	168
86%	170
74%	167
74%	163
92%	170
76%	164

Single Assessment Institution-Level Pass Rate Data: *Traditional Teacher Preparation Program Within IHE*

April 6, 2017

wide	
Statewide Pass Rate	Statewide Average Scaled Score
100%	169
96%	181
81%	176

Single Assessment Institution-Level Pass Rate Data: *Traditional Teacher Preparation Program Within IHE*

April 6, 2017

wide	
Statewide Pass Rate	Statewide Average Scaled Score
100%	187
97%	181
97%	178
88%	178
87%	178
95%	181
98%	180
98%	180
93%	170
100%	172

Single Assessment Institution-Level Pass Rate Data: *Traditional Teacher Preparation Program Within IHE*

April 6, 2017

wide	
Statewide Pass Rate	Statewide Average Scaled Score
58%	166
58%	165
97%	173
97%	174
98%	176
98%	175
98%	174
100%	164
100%	167
88%	160

Single Assessment Institution-Level Pass Rate Data: *Traditional Teacher Preparation Program Within IHE*

April 6, 2017

wide	
Statewide Pass Rate	Statewide Average Scaled Score
100%	165
100%	164
95%	171
75%	161
94%	170
92%	171
100%	681

Single Assessment Institution-Level Pass Rate Data: *Traditional Teacher Preparation Program Within IHE*

April 6, 2017

wide	
Statewide Pass Rate	Statewide Average Scaled Score
87%	168
92%	165
90%	166
90%	153
94%	156

Single Assessment Institution-Level Pass Rate Data: *Traditional Teacher Preparation Program Within IHE*

April 6, 2017

wide	
Statewide Pass Rate	Statewide Average Scaled Score
67%	165
58%	163
76%	166
78%	166
87%	167
97%	173
90%	171
98%	172
98%	173
97%	172
86%	162
86%	167
89%	167
89%	168
90%	168
65%	175
64%	176
80%	178
75%	178
76%	176

Single Assessment Institution-Level Pass Rate Data: *Traditional Teacher Preparation Program Within IHE*

April 6, 2017

wide	
Statewide Pass Rate	Statewide Average Scaled Score
78%	161
79%	167
85%	166
89%	165
86%	166
83%	159
100%	168
79%	160
95%	162
91%	163
72%	158
70%	160
84%	163
87%	163
87%	163
66%	171
69%	171
81%	175
82%	174
86%	175

Single Assessment Institution-Level Pass Rate Data: *Traditional Teacher Preparation Program Within IHE*

April 6, 2017

wide	
Statewide Pass Rate	Statewide Average Scaled Score
94%	175
91%	174
97%	177
98%	177
99%	177
90%	162
91%	156
88%	155
78%	177
77%	177
95%	179
98%	180
99%	180
92%	177
85%	176
96%	178
98%	178
99%	179

Single Assessment Institution-Level Pass Rate Data: *Traditional Teacher Preparation Program Within IHE*

April 6, 2017

wide	
Statewide Pass Rate	Statewide Average Scaled Score
91%	175
83%	175
95%	176
98%	176
99%	177
90%	182
89%	180
100%	182
84%	165

Single Assessment Institution-Level Pass Rate Data: *Traditional Teacher Preparation Program Within IHE*

April 6, 2017

Statewide	
Statewide Pass Rate	Statewide Average Scaled Score
73%	166
89%	171
90%	169
90%	169
89%	169

Single Assessment Institution-Level Pass Rate Data: *Traditional Teacher Preparation Program Within IHE*

April 6, 2017

wide	
Statewide Pass Rate	Statewide Average Scaled Score
60%	169
58%	168
57%	167
100%	682
99%	179
99%	176
100%	181
100%	183
100%	185

Single Assessment Institution-Level Pass Rate Data: *Traditional Teacher Preparation Program Within IHE*

April 6, 2017

wide	
Statewide Pass Rate	Statewide Average Scaled Score
93%	233
87%	230
95%	236
97%	241
94%	242
94%	236
88%	232
96%	239
95%	241
92%	242
95%	233
87%	229
95%	235
96%	240
95%	240
87%	225
83%	222
90%	226
91%	228
95%	229

Single Assessment Institution-Level Pass Rate Data: *Traditional Teacher Preparation Program Within IHE*

April 6, 2017

wide	
Statewide Pass Rate	Statewide Average Scaled Score
77%	212
75%	211
83%	216
87%	219
92%	224
70%	210
69%	209
76%	214
78%	216
89%	222
95%	253
100%	254
100%	254
98%	250
98%	251
100%	252

Single Assessment Institution-Level Pass Rate Data: *Traditional Teacher Preparation Program Within IHE*

April 6, 2017

wide	
Statewide Pass Rate	Statewide Average Scaled Score
74%	230
69%	230
77%	232
77%	232
77%	233
76%	230
67%	225
75%	231
74%	230
78%	232